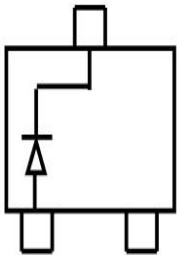

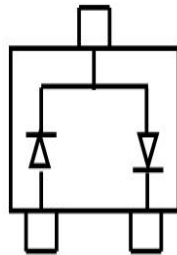


FEATURES:

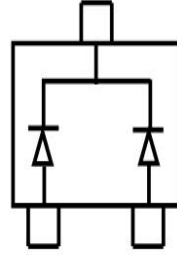
- Low Forward Voltage
- Fast Switching
- Also available in lead free version



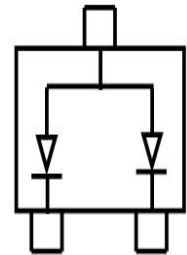
BAS70 Marking: 73



BAS70-04 Marking: 74



BAS70-05 Marking: 75



BAS70-06 Marking: 76

Solid dot = Green molding compound device, if none, the normal device.

Maximum ratings (@Ta=25°C)

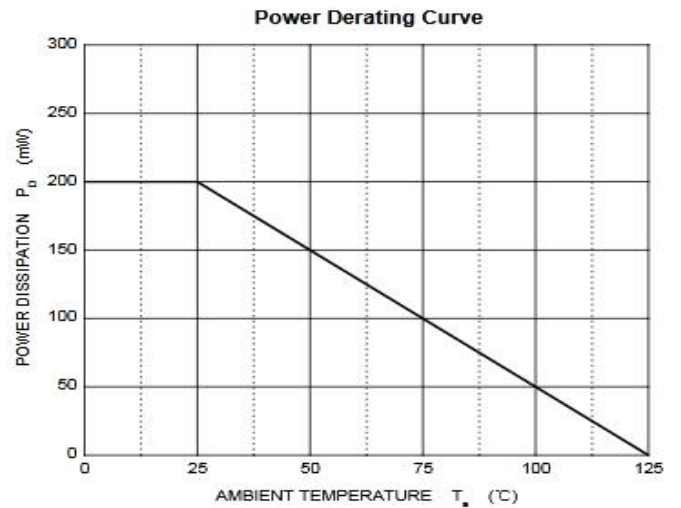
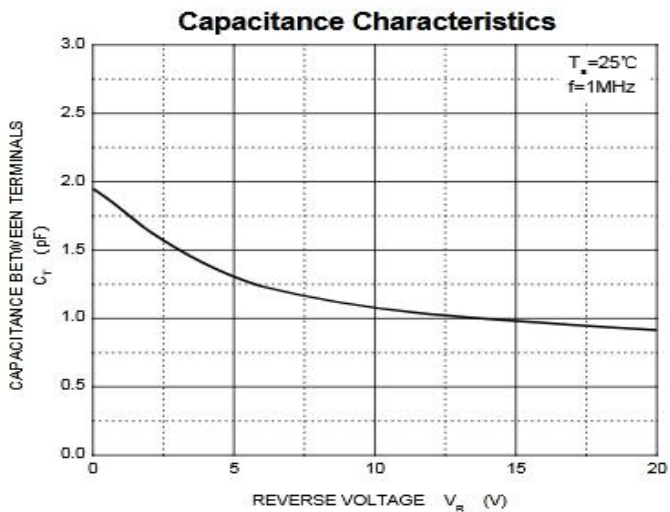
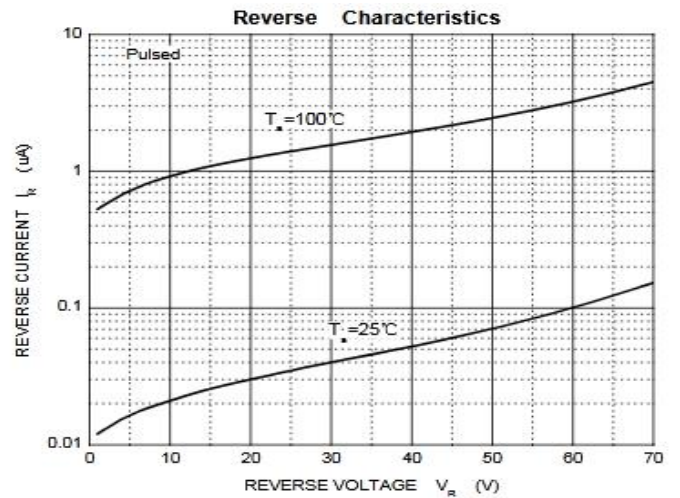
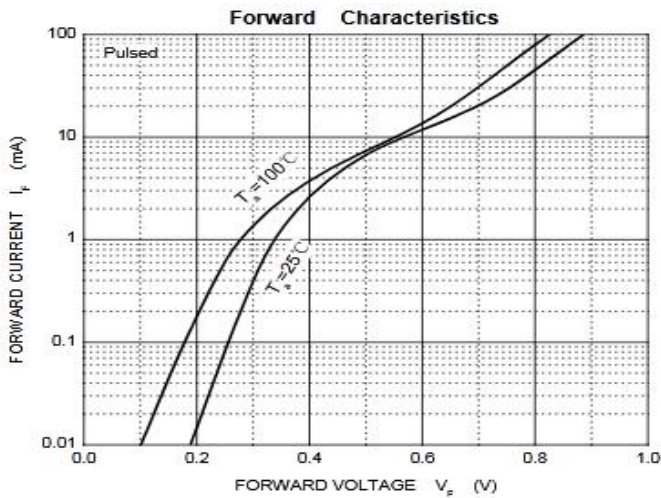
Parameter	Symbol	Limit	Unit
DC Blocking Voltage	VR	70	V
Forward Continuous Current	IFM	70	mA
Average rectified output current	Io	70	mA
Non-Repetitive Peak Forward Surge Current @t=8.3ms	IFSM	100	mA
Power Dissipation	PD	200	mW
Thermal Resistance from Junction to Ambient	RθJA	500	°C/W
Junction Temperature	TJ	150	°C
Storage Temperature Range	TSTG	-55~+150	°C



Electrical Characteristics (@Ta=25°C unless otherwise specified)

Parameter	Symbol	Test Condition	Min	Typ	Max	Unit
Reverse breakdown voltage	V(BR)	IR=10μA	70			V
Forward voltage	VF1	IF=1mA			410	mV
	VF2	IF=15mA			1000	mV
Reverse voltage leakage current	IR	VR=50V			100	nA
Diode Capacitance	CD	VR=0V,f=1MHz			2	PF
Reverse recovery time	t r r	IF=IR=10mA, Irr=1mA, RL= 100Ω			5	nS

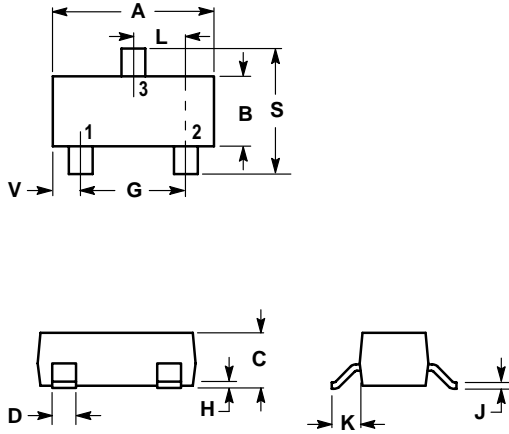
Typical Characteristics



SOT-23

NOTES:

1. DIMENSIONING AND TOLERANCING PER ANSI Y14.5M,1982
2. CONTROLLING DIMENSION: INCH.



DIM	INCHES		MILLIMETERS	
	MIN	MAX	MIN	MAX
A	0.1102	0.1197	2.80	3.04
B	0.0472	0.0551	1.20	1.40
C	0.0350	0.0440	0.89	1.11
D	0.0150	0.0200	0.37	0.50
G	0.0701	0.0807	1.78	2.04
H	0.0005	0.0040	0.013	0.100
J	0.0034	0.0070	0.085	0.177
K	0.0140	0.0285	0.35	0.69
L	0.0350	0.0401	0.89	1.02
S	0.0830	0.1039	2.10	2.64
V	0.0177	0.0236	0.45	0.60

